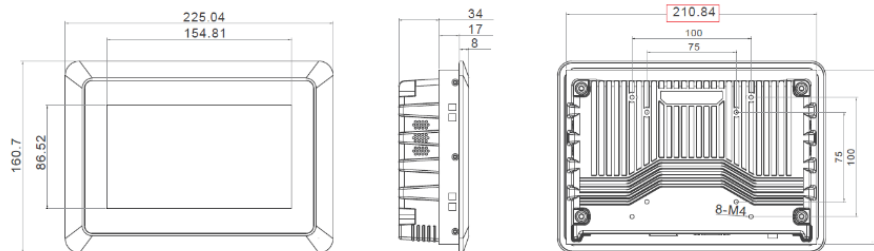


## IPC4-070W 7" | Intel® Celeron® ~ Core™ i5 ~ Core™ i7 CPU | Wi-Fi



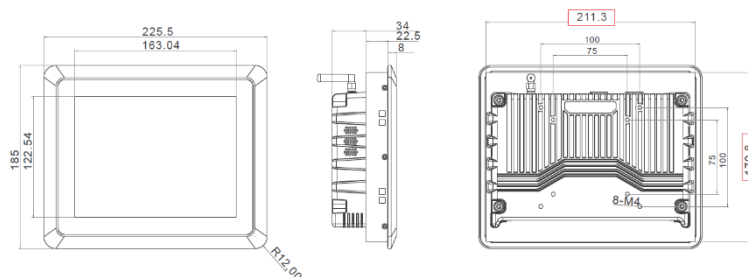
Product code	<b>IPC4-070W</b>	
Screen size	7" TFT LCD	
Resolution	1024 x 600	
Brightness	350 cd/m <sup>2</sup>	
Viewing Angle	178°(H), 178°(V)	
Touch Type	10 Finger Touch Projected Capacitive (PCAP) ◆: 1 Resistive ◆: 2	
Backlight Life	50,000 Hours (Minimum)	
Cooling	Fanless	
Processor [CPU]	Intel® Celeron® J4125 Quad Core 2.00 GHz BM: 2980 Intel® Celeron® J6412 Quad Core 2.00 GHz BM: 3900 Intel® Core™ i3-8145U 2 Core 2.10 GHz BM: 3820 Intel® Core™ i3-10110U 2 Core 2.10 GHz BM: 3940 Intel® Core™ i5-7200U 2 Core 2.50GHz BM: 3340 Intel® Core™ i5-8265U 4 Core 1.60 GHz BM: 6020 Intel® Core™ i5-10210U 4 Core 1.60 GHz BM: 6300 Intel® Core™ i7-7500U 2 Core 2.7 GHz BM: 3600 Intel® Core™ i7-10510U 4 Core 1.78 GHz BM: 6870	IPC4-070QDW-C ◆◆-4125 IPC4-070QDW-C ◆◆-6412 IPC4-070QDW-i3 ◆◆-8145 IPC4-070QDW-i3 ◆◆-10110 IPC4-070QDW-i5 ◆◆-7200 IPC4-070QDW-i5 ◆◆-8265 IPC4-070QDW-i5 ◆◆-10210 IPC4-070QDW-i7 ◆◆-7500 IPC4-070QDW-i7 ◆◆-10510
RAM [System Memory]	Intel® Celeron® : 4GB   Intel® Core™ 8GB (Celeron® models can be upgraded to 8GB, Core™ 7th Gen models up to 16GB, 8th Gen models up to 32GB and 10th Gen models up to 64GB.)	
SSD/ mSATA /M.2 Storage	64GB mSATA /M.2 SSD (Expandable up to 512GB)	
LAN / Ethernet	GbE x 2	
USB 3.0	x 2	
USB 2.0	x 2	
RS-232 Serial Port	x 1	
RS-485 Serial Port	Optional	
Video Output	HDMI x 1   VGA x 1	
Audio Output	Line-Out x 1	
Built-in Speaker	x 1	
Expansion Slot	Mini - PCIe x 2 [ for mSATA and WiFi -BT module]	
Wireless	802.11b/g/n	
Bluetooth	BT4.1	
Mounting Type	Panel Mount   VESA 75   VESA100   Stand	
Supply Voltage	Dual Supply – Adapter + DC 12~36V (Adapter is included in the package.)	
Operating temperature	-10°C~60°C	
External Dimensions (mm)	225.04 x 160.70 x 59	
Cut Dimensions (mm)	210.84 x 146.50	
Weight (kg)	1.5	
Body Material	Aluminum Body Color : Black : ◆: 0   Metallic Gray : ◆: 1	
IP Protection Class	Front IP65	
Certificates	CE/FCC/ROHS	
Supported Operating Systems	Pre- Installation: Windows 10 Pro Supported : Windows 7*   Windows 10   Windows 11   Linux (*Only Core™ 6th and 7th generation models support Windows 7.)	



## IPC4-080W 8" | Intel® Celeron® ~ Core™ i5 ~ Core™ i7 CPU | Wi-Fi



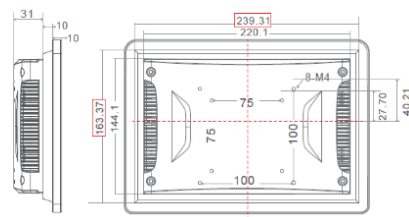
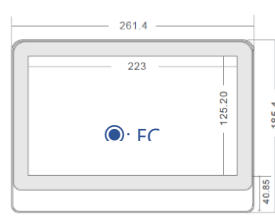
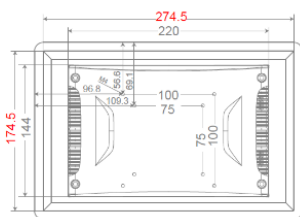
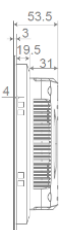
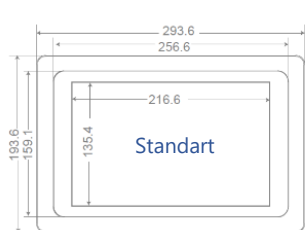
Product code	<b>IPC4-080W</b>	
Screen size	8" TFT LCD	
Resolution	1024 x 768	
Brightness	350 cd/m2	
Viewing Angle	178°(H), 178°(V)	
Touch Type	10 Finger Touch Projected Capacitive (PCAP) ◆: 1 Resistive ◆: 2	
Backlight Life	50,000 Hours (Minimum)	
Cooling	Fanless	
Processor [CPU]	Intel® Celeron® J4125 Quad Core 2.00 GHz BM: 2980 IPC4-080QDW-C ◆◆-4125 Intel® Celeron® J6412 Quad Core 2.00 GHz BM: 3900 IPC4-080QDW-C ◆◆-6412 Intel® Core™ i3-8145U 2 Core 2.10 GHz BM: 3820 IPC4-080QDW-i3 ◆◆-8145 Intel® Core™ i3-10110U 2 Core 2.10 GHz BM:3940 IPC4-080QDW-i3 ◆◆-10100 Intel® Core™ i5-7200U 2 Core 2.50GHz BM: 3340 IPC4-080QDW-i5 ◆◆-7200 Intel® Core™ i5-8265U 4 Core 1.60 GHz BM: 6020 IPC4-080QDW-i5 ◆◆-8265 Intel® Core™ i5-10210U 4 Core 1.60 GHz BM:6300 IPC4-080QDW-i5 ◆◆-10210 Intel® Core™ i7-7500U 2 Core 2.7 GHz BM: 3600 IPC4-080QDW-i7 ◆◆-7500 Intel® Core™ i7-10510U 4 Core 1.78 GHz BM:6870 IPC4-080QDW-i7 ◆◆-10510	
RAM [System Memory]	Intel® Celeron® : 4GB   Intel® Core™ 8GB (Celeron® models can be upgraded to 8GB, Core™ 7th Gen models up to 16GB, 8th Gen models up to 32GB and 10th Gen models up to 64GB.)	
SSD/ mSATA /M.2 Storage	64GB mSATA /M.2 SSD (Expandable up to 512GB)	
LAN / Ethernet	GbE x 2	
USB 3.0	x 2	
USB 2.0	x 2	
RS-232 Serial Port	x 1	
RS-485 Serial Port	Optional	
Video Output	HDMI x 1   VGA x 1	
Audio Output	Line-Out x 1	
Built-in Speaker	x 1	
Expansion Slot	Mini - PCIe x 2 [ for mSATA and WiFi -BT module]	
Wireless	802.11b/g/n	
Bluetooth	BT4.1	
Mounting Type	Panel Mount   VESA 75   VESA100   Stand	
Supply Voltage	Dual Supply – Adapter + DC 12~36V (Adapter is included in the package.)	
Operating temperature	-10°C~60°C	
External Dimensions (mm)	225 x 185 x 64.5	
Cut Dimensions (mm)	211.3 x 170.80	
Weight (kg)	1.5	
Body Material	Aluminum Body Color : Black : ◆: 0   Metallic Gray : ◆: 1	
IP Protection Class	Front IP65	
Certificates	CE/FCC/ROHS	
Supported Operating Systems	Pre- Installation: Windows 10 Pro Supported : Windows 7*   Windows 10   Windows 11   Linux (*Only Core™ 6th and 7th generation models support Windows 7.)	



## IPC4-101W 10.1" | Intel® Celeron® ~ Core™ i5 ~ Core™ i7 CPU | Wi-Fi



Product code	IPC4-101W	
Screen size	10.1" TFT LCD	
Resolution	1280 x 800	
Brightness	350 cd/m2	
Viewing Angle	178°(H), 178°(V)	
Touch Type	10 Finger Touch Projected Capacitive (PCAP) ◆: 1 Resistive ◆: 2	
Backlight Life	50,000 Hours (Minimum)	
Cooling	Fanless	
Processor [CPU]	Intel® Celeron® J4125 Quad Core 2.00 GHz BM: 2980	IPC4-101W●-C ◆◆-4125
	Intel® Celeron® J6412 Quad Core 2.00 GHz BM: 3900	IPC4-101W●-C ◆◆-6412
	Intel® Core™ i3-8145U 2 Core 2.10 GHz BM: 3820	IPC4-101W●-i3 ◆◆-8145
	Intel® Core™ i3-10110U 2 Core 2.10 GHz BM: 3940	IPC4-101W●-i3 ◆◆-10110
	Intel® Core™ i5-7200U 2 Core 2.50GHz BM: 3340	IPC4-101W●-i5 ◆◆-7200
	Intel® Core™ i5-8265U 4 Core 1.60 GHz BM: 6020	IPC4-101W●-i5 ◆◆-8265
	Intel® Core™ i5-10210U Quad Core 1.60 GHz BM: 6300	IPC4-101W●-i5 ◆◆-10210
	Intel® Core™ i7-7500U 2 Core 2.7 GHz BM: 3600	IPC4-101W●-i7 ◆◆-7500
Processor [CPU]	Intel® Core™ i7-10510U Quad Core 1.78 GHz BM: 6870	IPC4-101W●-i7 ◆◆-10510
RAM [System Memory]	Intel® Celeron® : 4GB   Intel® Core™ 8GB (Celeron® models can be upgraded to 8GB, Core™ 7th Gen models up to 16GB, 8th Gen models up to 32GB and 10th Gen models up to 64GB.)	
SSD/ mSATA /M.2 Storage	64GB mSATA /M.2 SSD (Expandable up to 512GB)	
LAN / Ethernet	GbE x 2	
USB 3.0	x 2	
USB 2.0	x 2	
RS-232 Serial Port	x 2	
RS-485 Serial Port	Optional	
Video Output	HDMI x 1   VGA x 1	
Audio Output	Line-Out x 1	
Built-in Speaker	x 1	
Expansion Slot	Mini - PCIe x 2 [ for mSATA and WiFi -BT module]	
Wireless	802.11b/g/n	
Bluetooth	BT4.1	
Mounting Type	Panel Mount   VESA 75   VESA100   Stand Fully Closed VESA 75 only   VESA100●: FC	
Supply Voltage	Dual Supply – Adapter + DC 12~36V (Adapter is included in the package.)	
Operating temperature	-10°C~60°C	
External Dimensions (mm)	293.6 x 193.6 x 53.5 ●: FC : 261.5 x 185.4	
Cut Dimensions (mm)	211.3 x 170.80	
Weight (kg)	2	
Body Material	Aluminum Body Color : Black : ◆: 0   Metallic Gray : ◆: 1	
IP Protection Class	Front IP65	
Certificates	CE/FCC/ROHS	
Supported Operating Systems	Pre- Installation: Windows 10 Pro Supported : Windows 7*   Windows 10   Windows 11   Linux (*Only Core™ 6th and 7th generation models support Windows 7.)	



Full Time Efficiency Thanks to its Special Design For Industrial Environment

Fanless Design With Aluminum Chassis

True Flat IP65 Protection Class Front Bezel

Robustness At High and Low Temperature Environment

Auto-Restart After Re-Energised

Low Energy Consumption

Vibration Protection

Shock Protection

EMC Compatibility

3 YEARS WARRANTY

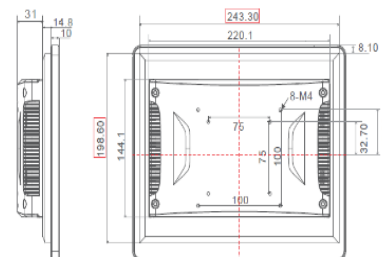
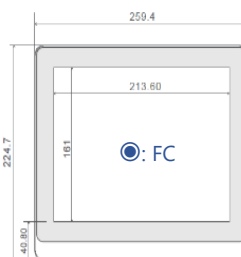
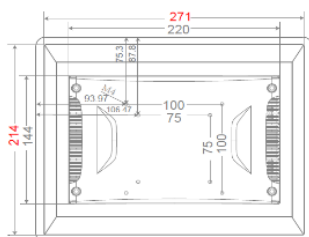
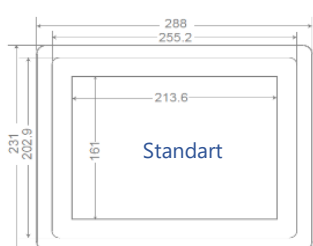
# Industrial Panel PC



## IPC4-104W 10.4" | Intel® Celeron® ~ Core™ i5 ~ Core™ i7 CPU | Wi-Fi



Product code	<b>IPC4-104W</b>	
Screen size	10.4" TFT LCD	
Resolution	1024 x 768	
Brightness	350 cd/m2	
Viewing Angle	178°(H), 178°(V)	
Touch Type	10 Finger Touch Projected Capacitive (PCAP) ◆: 1 Resistive ◆: 2	
Backlight Life	50,000 Hours (Minimum)	
Cooling	Fanless	
Processor [CPU]	Intel® Celeron® J4125 Quad Core 2.00 GHz BM: 2980	IPC4-104W◆-C ◆◆-4125
	Intel® Celeron® J6412 Quad Core 2.00 GHz BM: 3900	IPC4-104W◆-C ◆◆-6412
	Intel® Core™ i3-8145U 2 Core 2.10 GHz BM: 3820	IPC4-104W◆-i3 ◆◆-8145
	Intel® Core™ i3-10110U 2 Core 2.10 GHz BM:3940	IPC4-104W◆-i3 ◆◆-10110
	Intel® Core™ i5-7200U 2 Core 2.50GHz BM: 3340	IPC4-104W◆-i5 ◆◆-7200
	Intel® Core™ i5-8265U 4 Core 1.60 GHz BM: 6020	IPC4-104W◆-i5 ◆◆-8265
	Intel® Core™ i5-10210U Quad Core 1.60 GHz BM: 6300	IPC4-104W◆-i5 ◆◆-10210
	Intel® Core™ i7-7500U 2 Core 2.7 GHz BM: 3600	IPC4-104W◆-i7 ◆◆-7500
	Intel® Core™ i7-10510U Quad Core 1.78 GHz BM: 6870	IPC4-104W◆-i7 ◆◆-10510
RAM [System Memory]	Intel® Celeron® : 4GB   Intel® Core™ 8GB (Celeron® models can be upgraded to 8GB, Core™ 7th Gen models up to 16GB, 8th Gen models up to 32GB and 10th Gen models up to 64GB.)	
SSD/ mSATA /M.2 Storage	64GB mSATA /M.2 SSD (Expandable up to 512GB)	
LAN / Ethernet	GbE x 2	
USB 3.0	x 2	
USB 2.0	x 2	
RS-232 Serial Port	x 2	
RS-485 Serial Port	Optional	
Video Output	HDMI x 1   VGA x 1	
Audio Output	Line-Out x 1	
Built-in Speaker	x 1	
Expansion Slot	Mini - PCIe x 2 [ for mSATA and WiFi -BT module]	
Wireless	802.11b/g/n	
Bluetooth	BT4.1	
Mounting Type	Panel Mount   VESA 75   VESA100   Stand Fully Closed VESA 75 only   VESA100◆: FC	
Supply Voltage	Dual Supply – Adapter + DC 12~36V (Adapter is included in the package.)	
Operating temperature	-10°C~60°C	
External Dimensions (mm)	288 x 231 x 56.5 ◆: FC : 250.4 x 224.7 x 55	
Cut Dimensions (mm)	271 x 214	
Weight (kg)	2	
Body Material	Aluminum Body Color : Black : ◆: 0   Metallic Gray : ◆: 1	
IP Protection Class	Front IP65	
Certificates	CE/FCC/ROHS	
Supported Operating Systems	Pre- Installation: Windows 10 Pro Supported : Windows 7*   Windows 10   Windows 11   Linux (*Only Core™ 6th and 7th generation models support Windows 7.)	



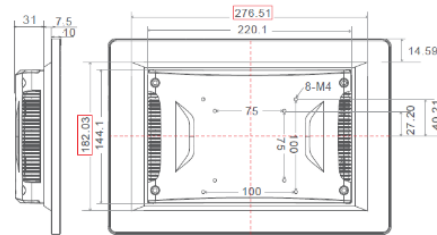
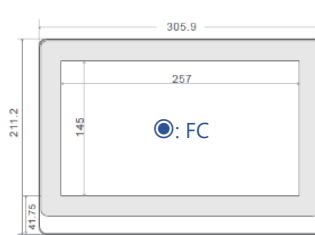
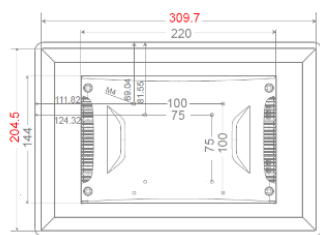
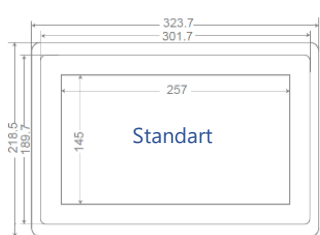
# Industrial Panel PC



## IPC4-116W 11.6" | Intel® Celeron® ~ Core™ i5 ~ Core™ i7 CPU | Wi-Fi



Product code	<b>IPC4-116W</b>	
Screen size	11.6" TFT LCD	
Resolution	1920x1080	
Brightness	350 cd/m2	
Viewing Angle	178°(H), 178°(V)	
Touch Type	10 Finger Touch Projected Capacitive (PCAP) ◆: 1	
Backlight Life	50,000 Hours (Minimum)	
Cooling	Fanless	
Processor [CPU]	Intel® Celeron® J4125 Quad Core 2.00 GHz BM: 2980	IPC4-116W●-C ◆◆-4125
	Intel® Celeron® J6412 Quad Core 2.00 GHz BM: 3900	IPC4-116W●-C ◆◆-6412
	Intel® Core™ i3-8145U 2 Core 2.10 GHz BM: 3820	IPC4-116W●-i3 ◆◆-8145
	Intel® Core™ i3-10110U 2 Core 2.10 GHz BM:3940	IPC4-116W●-i3 ◆◆-10110
	Intel® Core™ i5-7200U 2 Core 2.50GHz BM: 3340	IPC4-116W●-i5 ◆◆-7200
	Intel® Core™ i5-8265U 4 Core 1.60 GHz BM: 6020	IPC4-116W●-i5 ◆◆-8265
	Intel® Core™ i5-10210U Quad Core 1.60 GHz BM: 6300	IPC4-116W●-i5 ◆◆-10210
	Intel® Core™ i7-7500U 2 Core 2.7 GHz BM: 3600	IPC4-116W●-i7 ◆◆-7500
RAM [System Memory]	Intel® Celeron® : 4GB   Intel® Core™ 8GB (Celeron® models can be upgraded to 8GB, Core™ 7th Gen models up to 16GB, 8th Gen models up to 32GB and 10th Gen models up to 64GB.)	
SSD / mSATA / M.2 Storage	64GB mSATA /M.2 SSD (Expandable up to 512GB)	
LAN / Ethernet	GbE x 2	
USB 3.0	x 2	
USB 2.0	x 2	
RS-232 Serial Port	x 2	
RS-485 Serial Port	Optional	
Video Output	HDMI x 1   VGA x 1	
Audio Output	Line-Out x 1	
Built-in Speaker	x 1	
Expansion Slot	Mini - PCIe x 2 [ for mSATA and WiFi -BT module]	
Wireless	802.11b/g/n	
Bluetooth	BT4.1	
Mounting Type	Panel Mount   VESA 75   VESA100   Stand Fully Closed VESA 75 only   VESA100●: FC	
Supply Voltage	Dual Supply – Adapter + DC 12~36V (Adapter is included in the package.)	
Operating temperature	-10°C~60°C	
External Dimensions (mm)	323.7 x 218.5 x 51.5 ●: FC : 305.9 x 211.2 x 47.6	
Cut Dimensions (mm)	309.7 x 204.5	
Weight (kg)	2,5	
Body Material	Aluminum Body Color : Black : ◆: 0   Metallic Gray : ◆: 1	
IP Protection Class	Front IP65	
Certificates	CE/FCC/ROHS	
Supported Operating Systems	Pre- Installation: Windows 10 Pro Supported : Windows 7*   Windows 10   Windows 11   Linux (*Only Core™ 6th and 7th generation models support Windows 7.)	



Full Time Efficiency Thanks To its Special Design For Industrial Environment

Fanless Design With Aluminium Chassis

True Flat IP65 Protection Class Front Bezel

Robustness All High and Low Temperature Environment

Auto-Restart After Re-Energised

Low Energy Consumption

Vibration Protection

Shock Protection

EMC Compatibility

3 YEARS WARRANTY



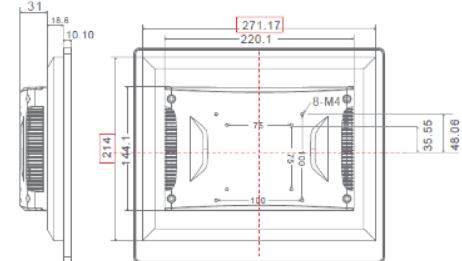
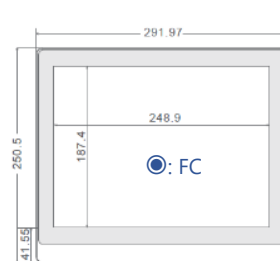
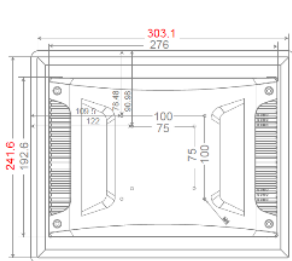
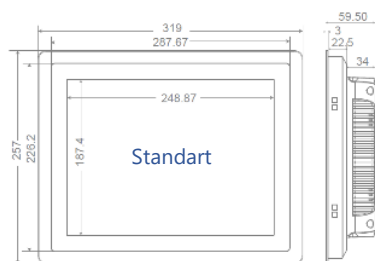
# Industrial Panel PC



## IPC4-120W 12.1" | Intel® Celeron® ~ Core™ i5 ~ Core™ i7 CPU | Wi-Fi



Product code	<b>IPC4-120W</b>	
Screen size	12.1" TFT LCD	
Resolution	1024 x 768	
Brightness	350 cd/m2	
Viewing Angle	178°(H), 178°(V)	
Touch Type	10 Finger Touch Projected Capacitive (PCAP) ◆: 1 Resistive ◆: 2	
Backlight Life	50,000 Hours (Minimum)	
Cooling	Fanless	
Processor [CPU]	Intel® Celeron® J4125 Quad Core 2.00 GHz BM: 2980	IPC4-120W●-C ◆◆-4125
	Intel® Celeron® J6412 Quad Core 2.00 GHz BM: 3900	IPC4-120W●-C ◆◆-6412
	Intel® Core™ i3-8145U 2 Core 2.10 GHz BM: 3820	IPC4-120W●-i3 ◆◆-8145
	Intel® Core™ i3-10110U 2 Core 2.10 GHz BM:3940	IPC4-120W●-i3 ◆◆-10110
	Intel® Core™ i5-7200U 2 Core 2.50GHz BM: 3340	IPC4-120W●-i5 ◆◆-7200
	Intel® Core™ i5-8265U 4 Core 1.60 GHz BM: 6020	IPC4-120W●-i5 ◆◆-8265
	Intel® Core™ i5-10210U Quad Core 1.60 GHz BM: 6300	IPC4-120W●-i5 ◆◆-10210
	Intel® Core™ i7-7500U 2 Core 2.7 GHz BM: 3600	IPC4-120W●-i7 ◆◆-7500
	Intel® Core™ i7-10510U Quad Core 1.78 GHz BM: 6870	IPC4-120W●-i7 ◆◆-10510
RAM [System Memory]	Intel® Celeron® : 4GB   Intel® Core™ 8GB (Celeron® models can be upgraded to 8GB, Core™ 7th Gen models up to 16GB, 8th Gen models up to 32GB and 10th Gen models up to 64GB.)	
SSD/ mSATA /M.2 Storage	64GB mSATA /M.2 SSD (Expandable up to 512GB)	
LAN / Ethernet	GbE x 2	
USB 3.0	x 2	
USB 2.0	x 2	
RS-232 Serial Port	x 2	
RS-485 Serial Port	Optional	
Video Output	HDMI x 1   VGA x 1	
Audio Output	Line-Out x 1	
Built-in Speaker	x 1	
Expansion Slot	Mini - PCIe x 2 [ for mSATA and WiFi -BT module]	
Wireless	802.11b/g/n	
Bluetooth	BT4.1	
Mounting Type	Panel Mount   VESA 75   VESA100   Stand Fully Closed VESA 75 only   VESA100●: FC	
Supply Voltage	Dual Supply – Adapter + DC 12~36V (Adapter is included in the package.)	
Operating temperature	-10°C~60°C	
External Dimensions (mm)	319 x 257 x 59.5 ●: FC : 291.97 x 250.5 x 51.7	
Cut Dimensions (mm)	303.1 x 241.6	
Weight (kg)	2,5	
Body Material	Aluminum Body Color : Black : ◆: 0   Metallic Gray : ◆: 1	
IP Protection Class	Front IP65	
Certificates	CE/FCC/ROHS	
Supported Operating Systems	Pre- Installation: Windows 10 Pro Supported : Windows 7*   Windows 10   Windows 11   Linux (*Only Core™ 6th and 7th generation models support Windows 7.)	



Full Time Efficiency Thanks to Its Special Design For Industrial Environment

Fanless Design With Aluminum Chassis

True Flat IP65 Protection Class Front Bezel

Robustness At High and Low Temperature Environment

Auto-Restart After Re-Energised

Low Energy Consumption

Vibration Protection

Shock Protection

EMC Compatibility

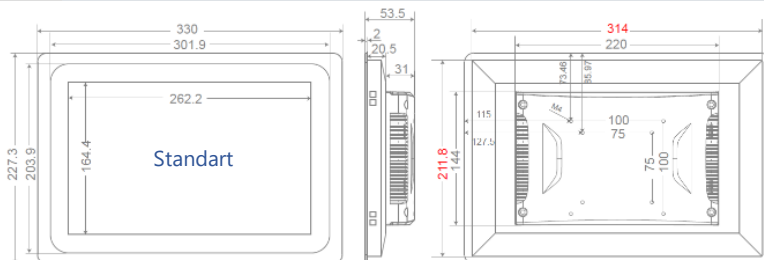
3 YEARS WARRANTY



## IPC4-121W 12.1" | Intel® Celeron® ~ Core™ i5 ~ Core™ i7 CPU | Wi-Fi



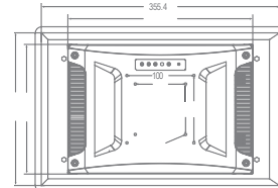
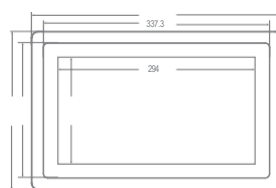
Product code	IPC4-121W	
Screen size	12.1" TFT LCD	
Resolution	1280 x 800	
Brightness	350 cd/m2	
Viewing Angle	178°(H), 178°(V)	
Touch Type	10 Finger Touch Projected Capacitive (PCAP) ◆: 1 Resistive ◆: 2	
Backlight Life	50,000 Hours (Minimum)	
Cooling	Fanless	
Processor [CPU]	Intel® Celeron® J4125 Quad Core 2.00 GHz BM: 2980	IPC4-121W●-C ◆◆-4125
	Intel® Celeron® J6412 Quad Core 2.00 GHz BM: 3900	IPC4-121W●-C ◆◆-6412
	Intel® Core™ i3-8145U 2 Core 2.10 GHz BM: 3820	IPC4-121W●-i3 ◆◆-8145
	Intel® Core™ i3-10110U 2 Core 2.10 GHz BM:3940	IPC4-121W●-i3 ◆◆-10110
	Intel® Core™ i5-7200U 2 Core 2.50GHz BM: 3340	IPC4-121W●-i5 ◆◆-7200
	Intel® Core™ i5-8265U 4 Core 1.60 GHz BM: 6020	IPC4-121W●-i5 ◆◆-8265
	Intel® Core™ i5-10210U Quad Core 1.60 GHz BM: 6300	IPC4-121W●-i5 ◆◆-10210
	Intel® Core™ i7-7500U 2 Cores 2.7 GHz BM: 3600	IPC4-121W●-i7 ◆◆-7500
Intel® Core™ i7-10510U Quad Core 1.78 GHz BM: 6870	IPC4-121W●-i7 ◆◆-10510	
RAM [System Memory]	Intel® Celeron® : 4GB   Intel® Core™ 8GB (Celeron® models can be upgraded to 8GB, Core™ 7th Gen models up to 16GB, 8th Gen models up to 32GB and 10th Gen models up to 64GB.)	
SSD/mSATA/M.2 Storage	64GB mSATA/M.2 SSD (Upgradeable to 512GB)	
LAN / Ethernet	GbE x 2	
USB 3.0	x 2	
USB 2.0	x 2	
RS-232 Serial Port	x 2	
RS-485 Serial Port	Optional	
Video Output	HDMI x 1   VGA x 1	
Audio Output	Line-Out x 1	
Built-in Speaker	x 1	
Expansion Slot	Mini-PCIe x 2 [for mSATA and WiFi-BT module]	
Wireless	802.11b/g/n	
Bluetooth	BT4.1	
Mounting Type	Panel Mount   VESA 75   VESA100   Stand	
Supply Voltage	Dual Supply – Adapter + DC 12~36V (Adapter is included in the package.)	
Operating temperature	-10°C~60°C	
External Dimensions (mm)	330 x 227.3 x 53,5	
Cut Dimensions (mm)	211.3 x 170.80	
Weight (kg)	2,5	
Body Material	Aluminum Body Color : Black : ◆: 0   Metallic Gray : ◆: 1	
IP Protection Class	Front IP65	
Certificates	CE/FCC/ROHS	
Supported Operating Systems	Pre-Installation: Windows 10 Pro Supported : Windows 7*   Windows 10   Windows 11   Linux (* Only Core™ 6th and 7th generation models support Windows 7.)	



## IPC4-133W 13.3" | Intel® Celeron® ~ Core™ i5 ~ Core™ i7 CPU | Wi-Fi



Product code	<b>IPC4-133W</b>	
Screen size	13,3 TFT LCD	
Resolution	1920x1080	
Brightness	350 cd/m2	
Viewing Angle	178°(H), 178°(V)	
Touch Type	10 Finger Touch Projected Capacitive (PCAP) ◆: 1 Resistive ◆: 2	
Backlight Life	50,000 Hours (Minimum)	
Cooling	Fanless	
Processor [CPU]	Intel® Celeron® J4125 Quad Core 2.00 GHz BM: 2980	IPC4-133W-C ◆◆-4125
	Intel® Celeron® J6412 Quad Core 2.00 GHz BM: 3900	IPC4-133W -C ◆◆-6412
	Intel® Core™ i3-8145U 2 Core 2.10 GHz BM: 3820	IPC4-133W-i3 ◆◆-8145
	Intel® Core™ i3-10110U 2 Core 2.10 GHz BM:3940	IPC4-133W-i3 ◆◆-10110
	Intel® Core™ i5-7200U 2 Core 2.50GHz BM: 3340	IPC4-133W-i5 ◆◆-7200
	Intel® Core™ i5-8265U 4 Core 1.60 GHz BM: 6020	IPC4-133W-i5 ◆◆-8265
	Intel® Core™ i5-10210U Quad Core 1.60 GHz BM: 6300	IPC4-133W-i5 ◆◆-10210
	Intel® Core™ i7-7500U 2 Cores 2.7 GHz BM: 3600	IPC4-133W-i7 ◆◆-7500
RAM [System Memory]	Intel® Celeron® : 4GB   Intel® Core™ 8GB (Celeron® models can be upgraded to 8GB, Core™ 7th Gen models up to 16GB, 8th Gen models up to 32GB and 10th Gen models up to 64GB.)	
SSD/mSATA/M.2 Storage	64GB mSATA/M.2 SSD (Upgradeable to 512GB)	
LAN / Ethernet	GbE x 2	
USB 3.0	x 2	
USB 2.0	x 2	
RS-232 Serial Port	x 2	
RS-485 Serial Port	Optional	
Video Output	HDMI x 1   VGA x 1	
Audio Output	Line-Out x 1	
Built-in Speaker	x 1	
Expansion Slot	Mini-PCIe x 2 [for mSATA and WiFi-BT module]	
Wireless	802.11b/g/n	
Bluetooth	BT4.1	
Mounting Type	Panel Mount   VESA 75   VESA100   Stand	
Supply Voltage	Dual Supply – Adapter + DC 12~36V (Adapter is included in the package.)	
Operating temperature	-10°C~60°C	
External Dimensions (mm)	373.6 x 245.2 x 57	
Cut Dimensions (mm)	357.4 x 229	
Weight (kg)	3,5	
Body Material	Aluminum Body Color : Black : ◆: 0   Metallic Gray : ◆: 1	
IP Protection Class	Front IP65	
Certificates	CE/FCC/ROHS	
Supported Operating Systems	Pre-Installation: Windows 10 Pro Supported : Windows 7*   Windows 10   Windows 11   Linux (* Only Core™ 6th and 7th generation models support Windows 7.)	





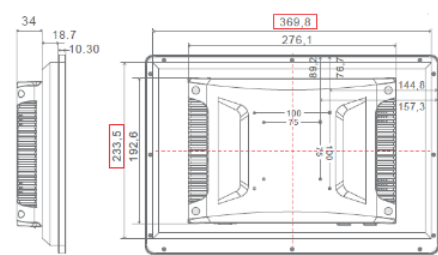
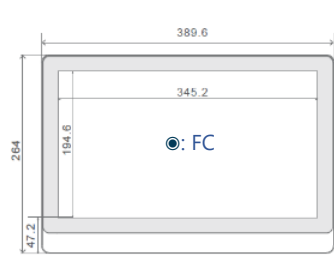
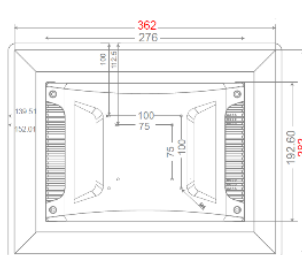
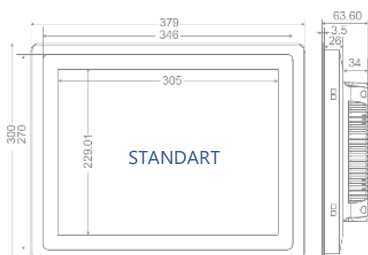
# Industrial Panel PC



## IPC4-150W 15" | Intel® Celeron® ~ Core™ i5 ~ Core™ i7 CPU | Wi-Fi



Product code	<b>IPC4-150W</b>	
Screen size	15" TFT LCD	
Resolution	1024 x 768	
Brightness	350 cd/m2	
Viewing Angle	178°(H), 178°(V)	
Touch Type	10 Finger Touch Projected Capacitive (PCAP) ◆: 1 Resistive ◆: 2	
Backlight Life	50,000 Hours (Minimum)	
Cooling	Fanless	
Processor [CPU]	Intel® Celeron® J4125 Quad Core 2.00 GHz BM: 2980	IPC4-150W●-C ◆◆-4125
	Intel® Celeron® J6412 Quad Core 2.00 GHz BM: 3900	IPC4-150W●-C ◆◆-6412
	Intel® Core™ i3-8145U 2 Core 2.10 GHz BM: 3820	IPC4-150W●-i3 ◆◆-8145
	Intel® Core™ i3-10110U 2 Core 2.10 GHz BM:3940	IPC4-150W●-i3 ◆◆-10110
	Intel® Core™ i5-7200U 2 Core 2.50GHz BM: 3340	IPC4-150W●-i5 ◆◆-7200
	Intel® Core™ i5-8265U 4 Core 1.60 GHz BM: 6020	IPC4-150W●-i5 ◆◆-8265
	Intel® Core™ i5-10210U Quad Core 1.60 GHz BM: 6300	IPC4-150W●-i5 ◆◆-10210
	Intel® Core™ i7-7500U 2 Cores 2.7 GHz BM: 3600	IPC4-150W●-i7 ◆◆-7500
	Intel® Core™ i7-10510U Quad Core 1.78 GHz BM: 6870	IPC4-150W●-i7 ◆◆-10510
RAM [System Memory]	Intel® Celeron® : 4GB   Intel® Core™ 8GB (Celeron® models can be upgraded to 8GB, Core™ 7th Gen models up to 16GB, 8th Gen models up to 32GB and 10th Gen models up to 64GB.)	
SSD/mSATA/M.2 Storage	64GB mSATA/M.2 SSD (Upgradeable to 512GB)	
LAN / Ethernet	GbE x 2	
USB 3.0	x 2	
USB 2.0	x 2	
RS-232 Serial Port	x 2	
RS-485 Serial Port	Optional	
Video Output	HDMI x 1   VGA x 1	
Audio Output	Line-Out x 1	
Built-in Speaker	x 1	
Expansion Slot	Mini-PCIe x 2 [for mSATA and WiFi-BT module]	
Wireless	802.11b/g/n	
Bluetooth	BT4.1	
Mounting Type	Panel Mount   VESA 75   VESA100   Stand Fully Closed VESA 75 only   VESA100●: FC	
Supply Voltage	Dual Supply – Adapter + DC 12~36V (Adapter is included in the package.)	
Operating temperature	-10°C~60°C	
External Dimensions (mm)	288 x 231 x 56.5 ●: FC: 250.4 x 224.7 x 55	
Cut Dimensions (mm)	271 x 214	
Weight (kg)	3	
Body Material	Aluminum Body Color : Black : ◆: 0   Metallic Gray : ◆: 1	
IP Protection Class	Front IP65	
Certificates	CE/FCC/ROHS	
Supported Operating Systems	Pre-Installation: Windows 10 Pro Supported : Windows 7*   Windows 10   Windows 11   Linux (* Only Core™ 6th and 7th generation models support Windows 7.)	



Full Time Efficiency Thanks to its Special Design For Industrial Environment

Fanless Design With Aluminum Chassis

True Flat IP65 Protection Class Front Bezel

Robustness At High and Low Temperature Environment

Auto-Restart After Re-Energized

Low Energy Consumption

Vibration Protection

Shock Protection

EMC Compatibility

3 YEARS WARRANTY



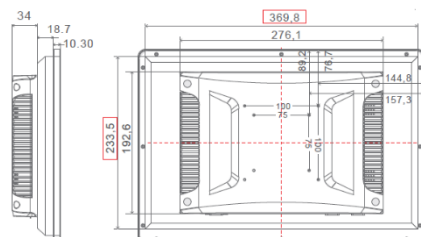
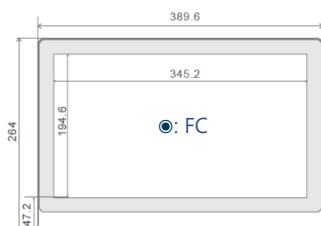
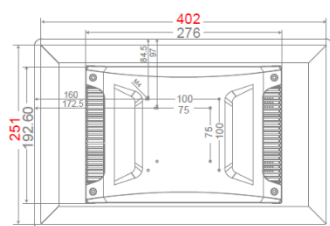
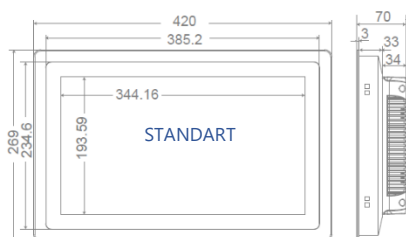
# Industrial Panel PC



## IPC4-156W 15.6" | Intel® Celeron® ~ Core™ i5 ~ Core™ i7 CPU | Wi-Fi



Product code	<b>IPC4-156W</b>	
Screen size	15.6" TFT LCD	
Resolution	1920x1080	
Brightness	350 cd/m2	
Viewing Angle	178°(H), 178°(V)	
Touch Type	10 Finger Touch Projected Capacitive (PCAP) ◆: 1 Resistive ◆: 2	
Backlight Life	50,000 Hours (Minimum)	
Cooling	Fanless	
Processor [CPU]	Intel® Celeron® J4125 Quad Core 2.00 GHz BM: 2980	IPC4-156W●-C ◆◆-4125
	Intel® Celeron® J6412 Quad Core 2.00 GHz BM: 3900	IPC4-156W●-C ◆◆-6412
	Intel® Core™ i3-8145U 2 Core 2.10 GHz BM: 3820	IPC4-156W●-i3 ◆◆-8145
	Intel® Core™ i3-10110U 2 Core 2.10 GHz BM:3940	IPC4-156W●-i3 ◆◆-10110
	Intel® Core™ i5-7200U 2 Core 2.50GHz BM: 3340	IPC4-156W●-i5 ◆◆-7200
	Intel® Core™ i5-8265U 4 Core 1.60 GHz BM: 6020	IPC4-156W●-i5 ◆◆-8265
	Intel® Core™ i5-10210U Quad Core 1.60 GHz BM: 6300	IPC4-156W●-i5 ◆◆-10210
	Intel® Core™ i7-7500U 2 Cores 2.7 GHz BM: 3600	IPC4-156W●-i7 ◆◆-7500
RAM [System Memory]	Intel® Celeron® : 4GB   Intel® Core™ 8GB (Celeron® models can be upgraded to 8GB, Core™ 7th Gen models up to 16GB, 8th Gen models up to 32GB and 10th Gen models up to 64GB.)	
SSD/mSATA/M.2 Storage	64GB mSATA/M.2 SSD (Upgradeable to 512GB)	
LAN / Ethernet	GbE x 2	
USB 3.0	x 2	
USB 2.0	x 2	
RS-232 Serial Port	x 2	
RS-485 Serial Port	Optional	
Video Output	HDMI x 1   VGA x 1	
Audio Output	Line-Out x 1	
Built-in Speaker	x 1	
Expansion Slot	Mini-PCIe x 2 [for mSATA and WiFi-BT module]	
Wireless	802.11b/g/n	
Bluetooth	BT4.1	
Mounting Type	Panel Mount   VESA 75   VESA100   Stand Fully Closed VESA 75 only   VESA100●: FC	
Supply Voltage	Dual Supply – Adapter + DC 12~36V (Adapter is included in the package.)	
Operating temperature	-10°C~60°C	
External Dimensions (mm)	420 x 269 x 70 ●: FC : 389.6 x 264	
Cut Dimensions (mm)	402 x 251	
Weight (kg)	3	
Body Material	Aluminum Body Color : Black : ◆: 0   Metallic Gray : ◆: 1	
IP Protection Class	Front IP65	
Certificates	CE/FCC/ROHS	
Supported Operating Systems	Pre-Installation: Windows 10 Pro Supported : Windows 7*   Windows 10   Windows 11   Linux (* Only Core™ 6th and 7th generation models support Windows 7.)	



Full Time Efficiency Thanks to its Special Design For Industrial Environment

Fanless Design With Aluminum Chassis

True Flat IP65 Protection Class Front Bezel

Robustness At High and Low Temperature Environment

Auto-Restart After Re-Energised

Low Energy Consumption

Vibration Protection

Shock Protection

EMC Compatibility

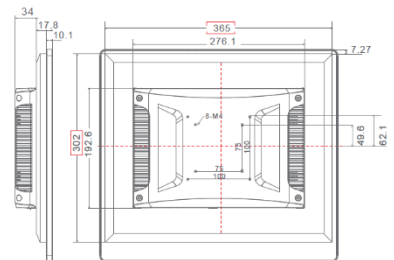
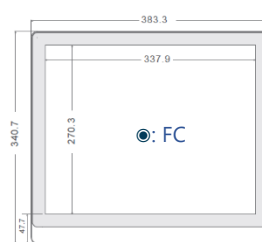
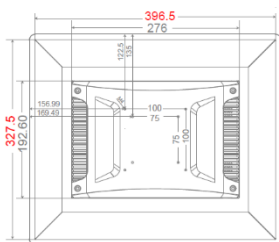
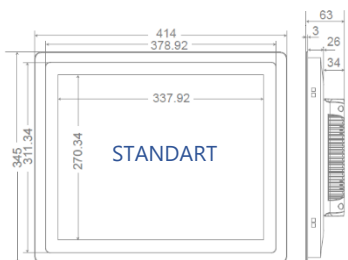
3 YEARS WARRANTY



## IPC4-170W 17" | Intel® Celeron® ~ Core™ i5 ~ Core™ i7 CPU | Wi-Fi



Product code	<b>IPC4-170W</b>	
Screen size	17" TFT LCD	
Resolution	1280 x 1024	
Brightness	350 cd/m2	
Viewing Angle	178°(H), 178°(V)	
Touch Type	10 Finger Touch Projected Capacitive (PCAP) ◆: 1 Resistive ◆: 2	
Backlight Life	50,000 Hours (Minimum)	
Cooling	Fanless	
Processor [CPU]	Intel® Celeron® J4125 Quad Core 2.00 GHz BM: 2980	IPC4-170W●-C ◆◆-4125
	Intel® Celeron® J6412 Quad Core 2.00 GHz BM: 3900	IPC4-170W●-C ◆◆-6412
	Intel® Core™ i3-8145U 2 Core 2.10 GHz BM: 3820	IPC4-170W●-i3 ◆◆-8145
	Intel® Core™ i3-10110U 2 Core 2.10 GHz BM: 3940	IPC4-170W●-i3 ◆◆-10110
	Intel® Core™ i5-7200U 2 Core 2.50GHz BM: 3340	IPC4-170W●-i5 ◆◆-7200
	Intel® Core™ i5-8265U 4 Core 1.60 GHz BM: 6020	IPC4-170W●-i5 ◆◆-8265
	Intel® Core™ i5-10210U Quad Core 1.60 GHz BM: 6300	IPC4-170W●-i5 ◆◆-10210
	Intel® Core™ i7-7500U 2 Cores 2.7 GHz BM: 3600	IPC4-170W●-i7 ◆◆-7500
Intel® Core™ i7-10510U Quad Core 1.78 GHz BM: 6870	IPC4-170W●-i7 ◆◆-10510	
RAM [System Memory]	Intel® Celeron® : 4GB   Intel® Core™ 8GB (Celeron® models can be upgraded to 8GB, Core™ 7th Gen models up to 16GB, 8th Gen models up to 32GB and 10th Gen models up to 64GB.)	
SSD/mSATA/M.2 Storage	64GB mSATA/M.2 SSD (Upgradeable to 512GB)	
LAN / Ethernet	GbE x 2	
USB 3.0	x 2	
USB 2.0	x 2	
RS-232 Serial Port	x 2	
RS-485 Serial Port	Optional	
Video Output	HDMI x 1   VGA x 1	
Audio Output	Line-Out x 1	
Built-in Speaker	x 1	
Expansion Slot	Mini-PCIe x 2 [for mSATA and WiFi-BT module]	
Wireless	802.11b/g/n	
Bluetooth	BT4.1	
Mounting Type	Panel Mount   VESA 75   VESA100   Stand Fully Closed VESA 75 only   VESA100●: FC	
Supply Voltage	Dual Supply – Adapter + DC 12~36V (Adapter is included in the package.)	
Operating temperature	-10°C~60°C	
External Dimensions (mm)	414 x 345 x 63 ●: FC : 383.5 x 340.7 x 61.9	
Cut Dimensions (mm)	396.5 x 327.5	
Weight (kg)	3,5	
Body Material	Aluminum Body Color : Black : ◆: 0   Metallic Gray : ◆: 1	
IP Protection Class	Front IP65	
Certificates	CE/FCC/ROHS	
Supported Operating Systems	Pre-Installation: Windows 10 Pro Supported : Windows 7*   Windows 10   Windows 11   Linux (* Only Core™ 6th and 7th generation models support Windows 7.)	



Full Time Efficiency Thanks To its Special Design For Industrial Environment

Fanless Design With Aluminum Chassis

True Flat IP65 Protection Class Front Bezel

Robustness At High and Low Temperature Environment

Auto-Restart After Re-Energised

Low Energy Consumption

Vibration Protection

Shock Protection

EMC Compatibility

3 YEARS WARRANTY

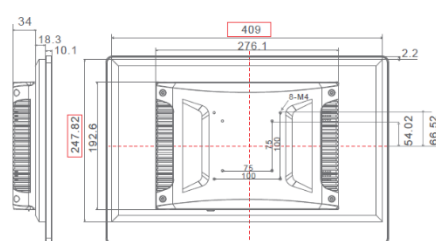
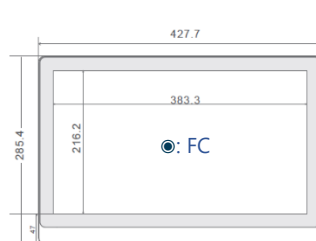
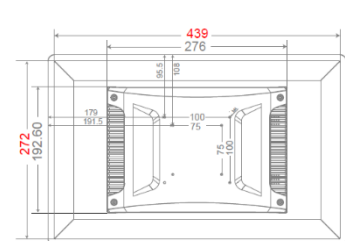
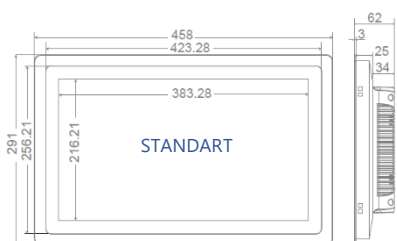
# Industrial Panel PC



## IPC4-173W 17.3" | Intel® Celeron® ~ Core™ i5 ~ Core™ i7 CPU | Wi-Fi



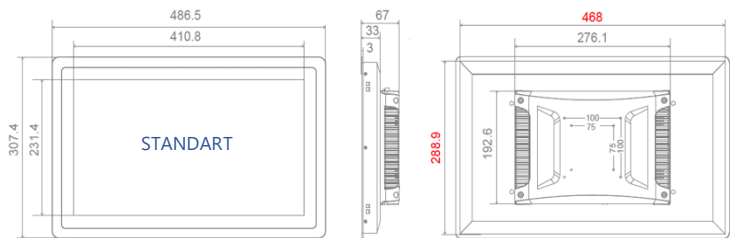
Product code	<b>IPC4-173W</b>	
Screen size	17.3" TFT LCD	
Resolution	1920x1080	
Brightness	350 cd/m2	
Viewing Angle	178°(H), 178°(V)	
Touch Type	10 Finger Touch Projected Capacitive (PCAP) ◆: 1 Resistive ◆: 2	
Backlight Life	50,000 Hours (Minimum)	
Cooling	Fanless	
Processor [CPU]	Intel® Celeron® J4125 Quad Core 2.00 GHz BM: 2980	IPC4-173W●-C ◆◆-4125
	Intel® Celeron® J6412 Quad Core 2.00 GHz BM: 3900	IPC4-173W●-C ◆◆-6412
	Intel® Core™ i3-8145U 2 Core 2.10 GHz BM: 3820	IPC4-173W●-i3 ◆◆-8145
	Intel® Core™ i3-10110U 2 Core 2.10 GHz BM:3940	IPC4-173W●-i3 ◆◆-10110
	Intel® Core™ i5-7200U 2 Core 2.50GHz BM: 3340	IPC4-173W●-i5 ◆◆-7200
	Intel® Core™ i5-8265U 4 Core 1.60 GHz BM: 6020	IPC4-173W●-i5 ◆◆-8265
	Intel® Core™ i5-10210U Quad Core 1.60 GHz BM: 6300	IPC4-173W●-i5 ◆◆-10210
	Intel® Core™ i7-7500U 2 Cores 2.7 GHz BM: 3600	IPC4-173W●-i7 ◆◆-7500
RAM [System Memory]	Intel® Celeron® : 4GB   Intel® Core™ 8GB (Celeron® models can be upgraded to 8GB, Core™ 7th Gen models up to 16GB, 8th Gen models up to 32GB and 10th Gen models up to 64GB.)	
SSD/mSATA/M.2 Storage	64GB mSATA/M.2 SSD (Upgradeable to 512GB)	
LAN / Ethernet	GbE x 2	
USB 3.0	x 2	
USB 2.0	x 2	
RS-232 Serial Port	x 2	
RS-485 Serial Port	Optional	
Video Output	HDMI x 1   VGA x 1	
Audio Output	Line-Out x 1	
Built-in Speaker	x 1	
Expansion Slot	Mini-PCIe x 2 [for mSATA and WiFi-BT module]	
Wireless	802.11b/g/n	
Bluetooth	BT4.1	
Mounting Type	Panel Mount   VESA 75   VESA100   Stand Fully Closed VESA 75 only   VESA100●: FC	
Supply Voltage	Dual Supply – Adapter + DC 12~36V (Adapter is included in the package.)	
Operating temperature	-10°C~60°C	
External Dimensions (mm)	458 x 291 x 62 ●: FC : 427.7 x 285.4 x 62.4	
Cut Dimensions (mm)	439 x 272	
Weight (kg)	3,5	
Body Material	Aluminum Body Color : Black : ◆: 0   Metallic Gray : ◆: 1	
IP Protection Class	Front IP65	
Certificates	CE/FCC/ROHS	
Supported Operating Systems	Pre-Installation: Windows 10 Pro Supported : Windows 7*   Windows 10   Windows 11   Linux (* Only Core™ 6th and 7th generation models support Windows 7.)	



## IPC4-185W 18.5" | Intel® Celeron® ~ Core™ i5 ~ Core™ i7 CPU | Wi-Fi



Product code	<b>IPC4-185W</b>	
Screen size	18,5 TFT LCD	
Resolution	1920x1080	
Brightness	350 cd/m2	
Viewing Angle	178°(H), 178°(V)	
Touch Type	10 Finger Touch Projected Capacitive (PCAP) ◆: 1 Resistive ◆: 2	
Backlight Life	50,000 Hours (Minimum)	
Cooling	Fanless	
Processor [CPU]	Intel® Celeron® J4125 Quad Core 2.00 GHz BM: 2980	IPC4-185W-C ◆◆-4125
	Intel® Celeron® J6412 Quad Core 2.00 GHz BM: 3900	IPC4-185W -C ◆◆-6412
	Intel® Core™ i3-8145U 2 Core 2.10 GHz BM: 3820	IPC4-185W-i3 ◆◆-8145
	Intel® Core™ i3-10110U 2 Core 2.10 GHz BM:3940	IPC4-185W-i3 ◆◆-10110
	Intel® Core™ i5-7200U 2 Core 2.50GHz BM: 3340	IPC4-185W-i5 ◆◆-7200
	Intel® Core™ i5-8265U 4 Core 1.60 GHz BM: 6020	IPC4-185W-i5 ◆◆-8265
	Intel® Core™ i5-10210U Quad Core 1.60 GHz BM: 6300	IPC4-185W-i5 ◆◆-10210
	Intel® Core™ i7-7500U 2 Cores 2.7 GHz BM: 3600	IPC4-185W-i7 ◆◆-7500
RAM [System Memory]	Intel® Celeron® : 4GB   Intel® Core™ 8GB (Celeron® models can be upgraded to 8GB, Core™ 7th Gen models up to 16GB, 8th Gen models up to 32GB and 10th Gen models up to 64GB.)	
SSD/mSATA/M.2 Storage	64GB mSATA/M.2 SSD (Upgradeable to 512GB)	
LAN / Ethernet	GbE x 2	
USB 3.0	x 2	
USB 2.0	x 2	
RS-232 Serial Port	x 2	
RS-485 Serial Port	Optional	
Video Output	HDMI x 1   VGA x 1	
Audio Output	Line-Out x 1	
Built-in Speaker	x 1	
Expansion Slot	Mini-PCIe x 2 [for mSATA and WiFi-BT module]	
Wireless	802.11b/g/n	
Bluetooth	BT4.1	
Mounting Type	Panel Mount   VESA 75   VESA100   Stand	
Supply Voltage	Dual Supply – Adapter + DC 12~36V (Adapter is included in the package.)	
Operating temperature	-10°C~60°C	
External Dimensions (mm)	486,5 x 370,4 x 67	
Cut Dimensions (mm)	468 x 288,9	
Weight (kg)	3,5	
Body Material	Aluminum Body Color : Black : ◆: 0   Metallic Gray : ◆: 1	
IP Protection Class	Front IP65	
Certificates	CE/FCC/ROHS	
Supported Operating Systems	Pre-Installation: Windows 10 Pro Supported : Windows 7*   Windows 10   Windows 11   Linux (* Only Core™ 6th and 7th generation models support Windows 7.)	

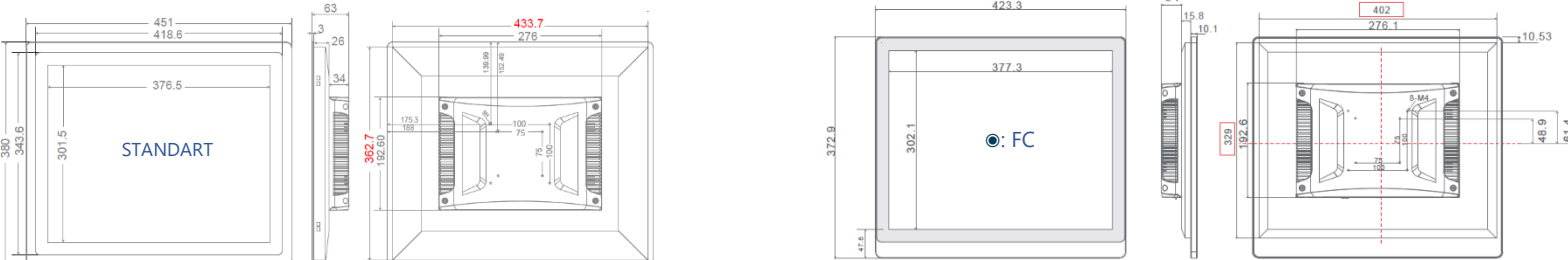


## IPC4- 190W 19" | Intel® Celeron® ~ Core™ i5 ~ Core™ i7 CPU | Wi-Fi

451x380x63



Product code	IPC4-190W	
Screen size	19" TFT LCD	
Resolution	1280 x 1024	
Brightness	350 cd/m2	
Viewing Angle	178°(H), 178°(V)	
Touch Type	10 Finger Touch Projected Capacitive (PCAP) ◆: 1 Resistive ◆: 2	
Backlight Life	50,000 Hours (Minimum)	
Cooling	Fanless	
Processor [CPU]	Intel® Celeron® J4125 Quad Core 2.00 GHz BM: 2980	IPC4-190W●-C ◆◆-4125
	Intel® Celeron® J6412 Quad Core 2.00 GHz BM: 3900	IPC4-190W●-C ◆◆-6412
	Intel® Core™ i3-8145U 2 Core 2.10 GHz BM: 3820	IPC4-190W●-i3 ◆◆-8145
	Intel® Core™ i3-10110U 2 Core 2.10 GHz BM:3940	IPC4-190W●-i3 ◆◆-10110
	Intel® Core™ i5-7200U 2 Core 2.50GHz BM: 3340	IPC4-190W●-i5 ◆◆-7200
	Intel® Core™ i5-8265U 4 Core 1.60 GHz BM: 6020	IPC4-190W●-i5 ◆◆-8265
	Intel® Core™ i5-10210U Quad Core 1.60 GHz BM: 6300	IPC4-190W●-i5 ◆◆-10210
	Intel® Core™ i7-7500U 2 Cores 2.7 GHz BM: 3600	IPC4-190W●-i7 ◆◆-7500
Intel® Core™ i7-10510U Quad Core 1.78 GHz BM: 6870	IPC4-190W●-i7 ◆◆-10510	
RAM [System Memory]	Intel® Celeron® : 4GB   Intel® Core™ 8GB (Celeron® models can be upgraded to 8GB, Core™ 7th Gen models up to 16GB, 8th Gen models up to 32GB and 10th Gen models up to 64GB.)	
SSD/mSATA/M.2 Storage	64GB mSATA/M.2 SSD (Upgradeable to 512GB)	
LAN / Ethernet	GbE x 2	
USB 3.0	x 2	
USB 2.0	x 2	
RS-232 Serial Port	x 2	
RS-485 Serial Port	Optional	
Video Output	HDMI x 1   VGA x 1	
Audio Output	Line-Out x 1	
Built-in Speaker	x 1	
Expansion Slot	Mini-PCIe x 2 [for mSATA and WiFi-BT module]	
Wireless	802.11b/g/n	
Bluetooth	BT4.1	
Mounting Type	Panel Mount   VESA 75   VESA100   Stand Fully Closed VESA 75 only   VESA100●: FC	
Supply Voltage	Dual Supply – Adapter + DC 12~36V (Adapter is included in the package.)	
Operating temperature	-10°C~60°C	
External Dimensions (mm)	451x380x63 ●: FC : : 423,3 x 372,9 x 59,9	
Cut Dimensions (mm)	433.7 x 362.7	
Weight (kg)	4	
Body Material	Aluminum Body Color : Black : ◆: 0   Metallic Gray : ◆: 1	
IP Protection Class	Front IP65	
Certificates	CE/FCC/ROHS	
Supported Operating Systems	Pre-Installation: Windows 10 Pro Supported : Windows 7*   Windows 10   Windows 11   Linux (* Only Core™ 6th and 7th generation models support Windows 7.)	



Full Time Efficiency Thanks To its Special Design For Industrial Environment

Fanless Design With Aluminum Chassis

True Flat IP65 Protection Class Front Bezel

Robustness At High and Low Temperature Environment

Auto-Restart After Re-Energised

Low Energy Consumption

Vibration Protection

Shock Protection

EMC Compatibility

3 YEARS WARRANTY

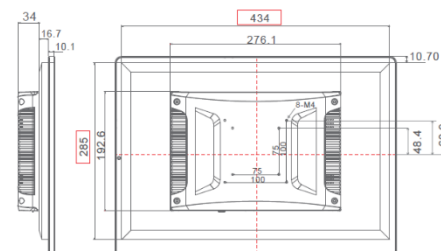

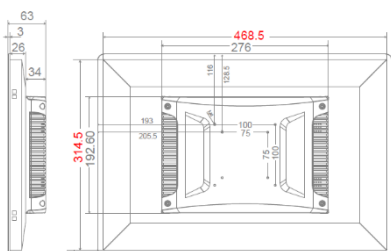
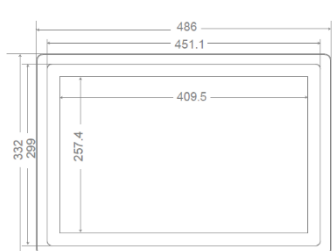
# Industrial Panel PC



## IPC4-191W 19.1" | Intel® Celeron® ~ Core™ i5 ~ Core™ i7 CPU | Wi-Fi



Product code	<b>IPC4-191W</b>	
Screen size	19.1" TFT LCD	
Resolution	1440 x 900	
Brightness	350 cd/m2	
Viewing Angle	178°(H), 178°(V)	
Touch Type	10 Finger Touch Projected Capacitive (PCAP) ◆: 1 Resistive ◆: 2	
Backlight Life	50,000 Hours (Minimum)	
Cooling	Fanless	
Processor [CPU]	Intel® Celeron® J4125 Quad Core 2.00 GHz BM: 2980	IPC4-191W●-C ◆◆-4125
	Intel® Celeron® J6412 Quad Core 2.00 GHz BM: 3900	IPC4-191W●-C ◆◆-6412
	Intel® Core™ i3-8145U 2 Core 2.10 GHz BM: 3820	IPC4-191W●-i3 ◆◆-8145
	Intel® Core™ i3-10110U 2 Core 2.10 GHz BM:3940	IPC4-191W●-i3 ◆◆-10110
	Intel® Core™ i5-7200U 2 Core 2.50GHz BM: 3340	IPC4-191W●-i5 ◆◆-7200
	Intel® Core™ i5-8265U 4 Core 1.60 GHz BM: 6020	IPC4-191W●-i5 ◆◆-8265
	Intel® Core™ i5-10210U Quad Core 1.60 GHz BM: 6300	IPC4-191W●-i5 ◆◆-10210
	Intel® Core™ i7-7500U 2 Cores 2.7 GHz BM: 3600	IPC4-191W●-i7 ◆◆-7500
RAM [System Memory]	Intel® Celeron® : 4GB   Intel® Core™ 8GB (Celeron® models can be upgraded to 8GB, Core™ 7th Gen models up to 16GB, 8th Gen models up to 32GB and 10th Gen models up to 64GB.)	
	64GB mSATA/M.2 SSD (Upgradeable to 512GB)	
SSD/mSATA/M.2 Storage		
LAN / Ethernet	GbE x 2	
USB 3.0	x 2	
USB 2.0	x 2	
RS-232 Serial Port	x 2	
RS-485 Serial Port	Optional	
Video Output	HDMI x 1   VGA x 1	
Audio Output	Line-Out x 1	
Built-in Speaker	x 1	
Expansion Slot	Mini-PCIe x 2 [for mSATA and WiFi-BT module]	
Wireless	802.11b/g/n	
Bluetooth	BT4.1	
Mounting Type	Panel Mount   VESA 75   VESA100   Stand Fully Closed VESA 75 only   VESA100●: FC	
Supply Voltage	Dual Supply – Adapter + DC 12~36V (Adapter is included in the package.)	
Operating temperature	-10°C~60°C	
External Dimensions (mm)	486x332x63	
	●: FC : 455.6 x 328.2 x 60.8	
Cut Dimensions (mm)	341.5 x 468.5	
Weight (kg)	4	
Body Material	Aluminum Body Color : Black : ◆: 0   Metallic Gray : ◆: 1	
IP Protection Class	Front IP65	
Certificates	CE/FCC/ROHS	
Supported Operating Systems	Pre-Installation: Windows 10 Pro	
	Supported : Windows 7*   Windows 10   Windows 11   Linux (* Only Core™ 6th and 7th generation models support Windows 7.)	



Full Time Efficiency Thanks To its Special Design For Industrial Environment

Fanless Design With Aluminium Chassis

True Flat IP65 Protection Class Front Bezel

Robustness At High and Low Temperature Environment

Auto-Restart After Re-Energised

Low Energy Consumption

Vibration Protection

Shock Protection

EMC Compatibility

3 YEARS WARRANTY



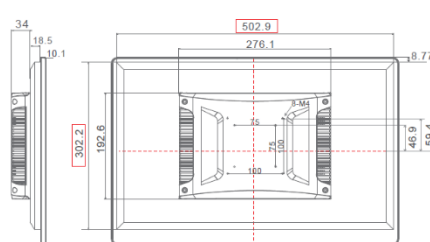
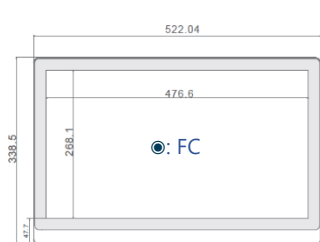
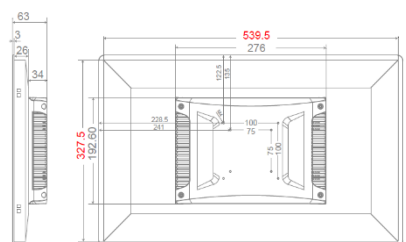
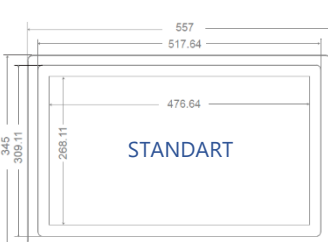
# Industrial Panel PC



## IPC4-215W 21.5" | Intel® Celeron® ~ Core™ i5 ~ Core™ i7 CPU | Wi-Fi



Product code	<b>IPC4-215W</b>	
Screen size	21.5" TFT LCD	
Resolution	1920x1080	
Brightness	350 cd/m2	
Viewing Angle	178°(H), 178°(V)	
Touch Type	10 Finger Touch Projected Capacitive (PCAP) ◆: 1 Resistive ◆: 2	
Backlight Life	50,000 Hours (Minimum)	
Cooling	Fanless	
Processor [CPU]	Intel® Celeron® J4125 Quad Core 2.00 GHz BM: 2980	IPC4-215W◎-C ◆◆-4125
	Intel® Celeron® J6412 Quad Core 2.00 GHz BM: 3900	IPC4-215W◎-C ◆◆-6412
	Intel® Core™ i3-8145U 2 Core 2.10 GHz BM: 3820	IPC4-215W◎-i3 ◆◆-8145
	Intel® Core™ i3-10110U 2 Core 2.10 GHz BM:3940	IPC4-215W◎-i3 ◆◆-10110
	Intel® Core™ i5-7200U 2 Core 2.50GHz BM: 3340	IPC4-215W◎-i5 ◆◆-7200
	Intel® Core™ i5-8265U 4 Core 1.60 GHz BM: 6020	IPC4-215W◎-i5 ◆◆-8265
	Intel® Core™ i5-10210U Quad Core 1.60 GHz BM: 6300	IPC4-215W◎-i5 ◆◆-10210
	Intel® Core™ i7-7500U 2 Core 2.70GHz BM: 3600	IPC4-215W◎-i7 ◆◆-7500
RAM [System Memory]	Intel® Celeron® : 4GB   Intel® Core™ 8GB (Celeron® models can be upgraded to 8GB, Core™ 7th Gen models up to 16GB, 8th Gen models up to 32GB and 10th Gen models up to 64GB.)	
SSD/mSATA/M.2 Storage	64GB mSATA/M.2 SSD (Upgradeable to 512GB)	
LAN / Ethernet	GbE x 2	
USB 3.0	x 2	
USB 2.0	x 2	
RS-232 Serial Port	x 2	
RS-485 Serial Port	Optional	
Video Output	HDMI x 1   VGA x 1	
Audio Output	Line-Out x 1	
Built-in Speaker	x 1	
Expansion Slot	Mini-PCIe x 2 [for mSATA and WiFi-BT module]	
Wireless	802.11b/g/n	
Bluetooth	BT4.1	
Mounting Type	Panel Mount   VESA 75   VESA100   Stand Fully Closed VESA 75 only   VESA100◎: FC	
Supply Voltage	Dual Supply – Adapter + DC 12~36V (Adapter is included in the package.)	
Operating temperature	-10°C~60°C	
External Dimensions (mm)	557 x 345 x 63 ◎: FC : 522.04 x 338.5	
Cut Dimensions (mm)	539.5 x 327.5	
Weight (kg)	5	
Body Material	Aluminum Body Color : Black : ◆: 0   Metallic Gray : ◆: 1	
IP Protection Class	Front IP65	
Certificates	CE/FCC/ROHS	
Supported Operating Systems	Pre-Installation: Windows 10 Pro Supported : Windows 7*   Windows 10   Windows 11   Linux (* Only Core™ 6th and 7th generation models support Windows 7.)	



Full Time Efficiency Thanks to its Special Design For Industrial Environment

Fanless Design With Aluminium Chassis

True Flat IP65 Protection Class Front Bezel

Robustness At High and Low Temperature Environment

Auto-Restart After Re-Energised

Low Energy Consumption

Vibration Protection

Shock Protection

EMC Compatibility

3 YEARS WARRANTY





## IPC4-238W 23.8" | Intel® Celeron® ~ Core™ i5 ~ Core™ i7 CPU | Wi-Fi



Product code	<b>IPC4-238W</b>	
Screen size	23.8" TFT LCD	
Resolution	1920x1080	
Brightness	350 cd/m2	
Viewing Angle	178°(H), 178°(V)	
Touch Type	10 Finger Touch Projected Capacitive (PCAP) ◆: 1 Resistive ◆: 2	
Backlight Life	50,000 Hours (Minimum)	
Cooling	Fanless	
Processor [CPU]	Intel® Celeron® J4125 Quad Core 2.00 GHz BM: 2980	IPC4-238W-C ◆◆-4125
	Intel® Celeron® J6412 Quad Core 2.00 GHz BM: 3900	IPC4-238W -C ◆◆-6412
	Intel® Core™ i3-8145U 2 Core 2.10 GHz BM: 3820	IPC4-238W-i3 ◆◆-8145
	Intel® Core™ i3-10110U 2 Core 2.10 GHz BM:3940	IPC4-238W-i3 ◆◆-10110
	Intel® Core™ i5-7200U 2 Core 2.50GHz BM: 3340	IPC4-238W-i5 ◆◆-7200
	Intel® Core™ i5-8265U 4 Core 1.60 GHz BM: 6020	IPC4-238W-i5 ◆◆-8265
	Intel® Core™ i5-10210U Quad Core 1.60 GHz BM: 6300	IPC4-238W-i5 ◆◆-10210
	Intel® Core™ i7-7500U 2 Cores 2.7 GHz BM: 3600	IPC4-238W-i7 ◆◆-7500
RAM [System Memory]	Intel® Celeron® : 4GB   Intel® Core™ 8GB (Celeron® models can be upgraded to 8GB, Core™ 7th Gen models up to 16GB, 8th Gen models up to 32GB and 10th Gen models up to 64GB.)	
SSD/mSATA/M.2 Storage	64GB mSATA/M.2 SSD (Upgradeable to 512GB)	
LAN / Ethernet	GbE x 2	
USB 3.0	x 2	
USB 2.0	x 2	
RS-232 Serial Port	x 2	
RS-485 Serial Port	Optional	
Video Output	HDMI x 1   VGA x 1	
Audio Output	Line-Out x 1	
Built-in Speaker	x 1	
Expansion Slot	Mini-PCIe x 2 [for mSATA and WiFi-BT module]	
Wireless	802.11b/g/n	
Bluetooth	BT4.1	
Mounting Type	Panel Mount   VESA 75   VESA100   Stand	
Supply Voltage	Dual Supply – Adapter + DC 12~36V (Adapter is included in the package.)	
Operating temperature	-10°C~60°C	
External Dimensions (mm)	606 x 376 x 67	
Cut Dimensions (mm)	587.8 x 357.8	
Weight (kg)	7	
Body Material	Aluminum Body Color : Black : ◆: 0   Metallic Gray : ◆: 1	
IP Protection Class	Front IP65	
Certificates	CE/FCC/ROHS	
Supported Operating Systems	Pre-Installation: Windows 10 Pro Supported : Windows 7*   Windows 10   Windows 11   Linux (* Only Core™ 6th and 7th generation models support Windows 7.)	

